




## **ORIGAMI HEARTS**

Materials needed:

- Sticky notes




1. Get one sticky note




2. Fold in half diagonally, then unfold to create a crease




3. Repeat in the other direction to create an X shape




4. Turn the sticky note sideways and fold down the top corner to the middle of the X





5. Fold up the bottom corner so that the bottom point touches the top of the sticky note



6. Fold up the right side so it meets the middle crease



7. Repeat on the left side



8. Fold down the corners



9. OPTIONAL: You can unfold your heart to draw a secret picture on the inside, then refold it to hide it